


Finishes

Claro[®]



Description

Claro is a coated finish that is specifically formulated to provide acoustical transparency and exhibits a very white flat painted gypsum board/plaster appearance. The finish is applied to both the panel face and edges. Specified as CSW-100 for a standard white. *Claro* can also be custom colored to match Pantone and other type paint chips.

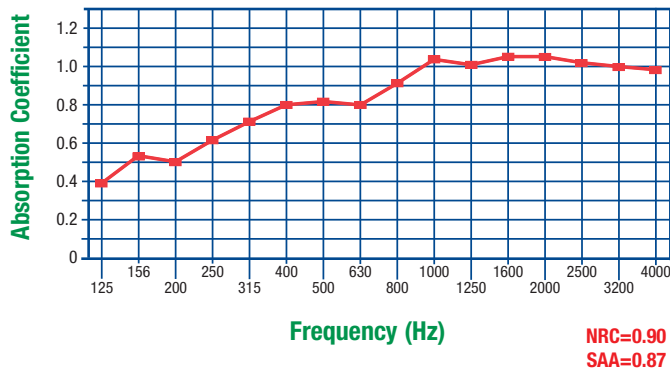
Design Considerations

Maximum Panel Size: 48" x 72" (1220 mm x 1830 mm) is largest size recommended by Decoustics. Panels larger than this are susceptible to coating damage during handling and installation. Consult Decoustics for larger size availability for specific applications.

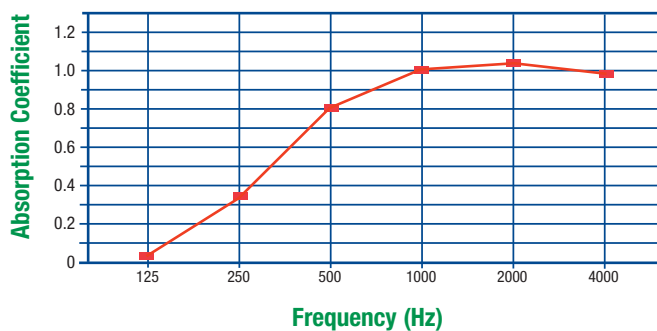
Maintenance

Can be cleaned using water or recommended cleaners. Refer to "*Claro* Cleaning & Maintenance Instructions" for specific data. Painting will significantly reduce acoustical absorption, and may also affect panel finish integrity and fire flamespread performance. The *Claro* finish itself cannot be field applied. The finish is factory applied in a strictly controlled environment and method, however, small scratches or blemishes can be touched up in the field.

Estimated Sound Absorption Data
1-1/16" Thick MEV/ATT - *Claro* Panel, Type E400 Mounting



Estimated Sound Absorption Data
1-1/16" Thick *Claro* Panel, Type F5 Mounting



Note: The information provided in this Data Sheet is accurate to the best of our knowledge at the time of printing. However, we reserve the right to make changes when necessary without further notification. Suggested applications may need to be modified to conform with local building codes and conditions. We cannot accept responsibility for products that are not used, or installed, to our specifications. Please refer to our website for most current data.

Note: Only handle panels wearing clean, light-weight, white gloves during installation. Follow manufacturer's printed instructions for installation as well as field cutting of panels.

Recommended Uses

As a finish for ceiling panels.

Suitable for flat, shaped and 2- dimensional pre-curved panels.

Note: There are some radii limitations for pre-curved panels. Consult Decoustics for specific data.

Available with factory and field installed custom edge returns. Consult factory for details.

Features and Advantages

Provides excellent light reflectance of 90% for standard white CSW-100.

Provides Class A flame spread (less than 25) for an assembled (composite) panel when tested to ASTM E84.

Provides excellent acoustical absorption: Tested in accordance with ASTM C423 yields an NRC 0.90 and an SAA of 0.87 for Type E400 Mounting per ASTM E795, and NRC 0.90 for TYPE F5 Mounting per ASTM E795.

Finishes

Claro®

Claro - Handling and Cleaning Instructions

Panels must only be handled by persons wearing clean light-weight gloves. It is very important that personnel working with panel hardware, HVAC, electrical, sprinkler, or similar equipment, do not handle the panels before putting the clean lightweight gloves on.

To prevent overall soil, vacuum with a light brush attachment, or brush lightly to remove dust and grime.

For dirty marks and hand-prints, use a white eraser (Staedtler Mars Plastic or Staples Technical eraser), and erase the marks.

For more stubborn stains, use a cleaner such as a clear, streak free, foaming window cleaner (eg. "Windex"), to lift the stains from the surface. Experiment first with an area that is not too prominent, on one panel, to ensure cleaner is effective before treating all soiled panels.

Be sure to blot the area with a clean dry cloth to remove as much water or cleaner as possible, so the area will dry faster and cleaner.

DO NOT APPLY PAINT TO THE FACE OF THE PANEL.

Claro - Indoor Climate

Storage

On-site storage shall be such as to assure that all panels and associated materials are protected from damage, and storage area is climatically controlled to normal operational levels.

Installation

Prior to panel installation, the site must be free of all wet and dusty trades and the climatic conditions stabilized to normal operational levels. Panels shall be allowed to stabilize on site 24 hours prior to installation.

Normal Operational Levels

Typical Indoor Comfort Standards state a temperature range of 20°C - 27°C (68°F - 81°F), and a relative humidity of less than 60%. These would be considered as normal operational levels.