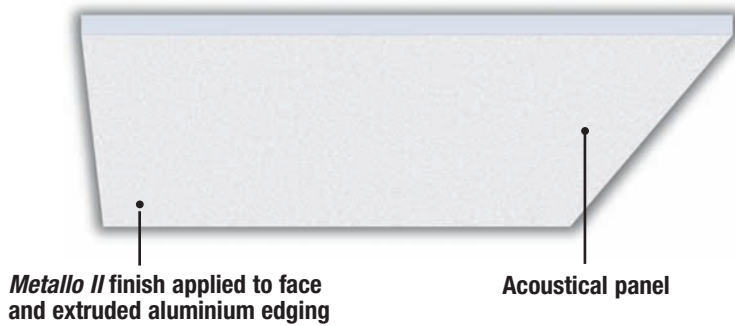


# Finishes

## Metallo II



### Description

*Metallo II* is a coated finish that is specifically formulated to provide acoustical transparency and exhibits a contemporary metallic (sparkle) finished appearance under specific lighting conditions. The finish is applied to both the panel face and edges.

Specified as MTO II, the Metallo II finish can be supplied in custom colored finishes to match Pantone and other type paint chips. (White and very light colors are not available).

### Design Considerations

MAXIMUM PANEL SIZE: 48" x 72" (1220 mm x 1830 mm) is largest size recommended by Decoustics. Panels larger than this are susceptible to coating damage during handling and installation. Consult Decoustics for larger size availability for specific applications.

### Maintenance

Can be cleaned using appropriate procedure. Refer to "*Metallo II* Cleaning & Maintenance Instructions" for specific data. (see reverse)

**DO NOT PAINT FACE OF PANEL**

Painting will significantly reduce acoustical absorption, will mask the metallic look, and may also affect fire performance and panel finish integrity.

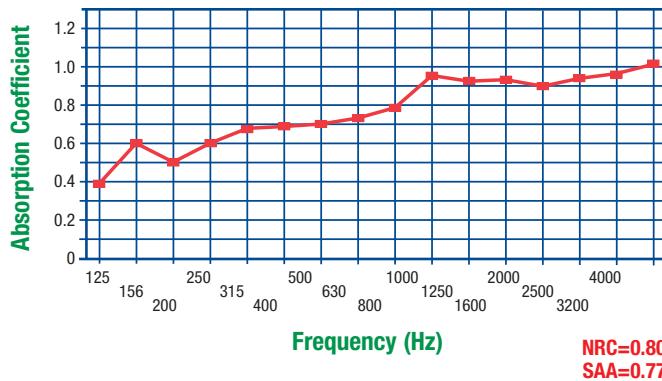
The Metallo II finish itself cannot be field applied.

The finish is factory applied in a strictly controlled environment and method, however, small scratches or blemishes may be repairable in the field.

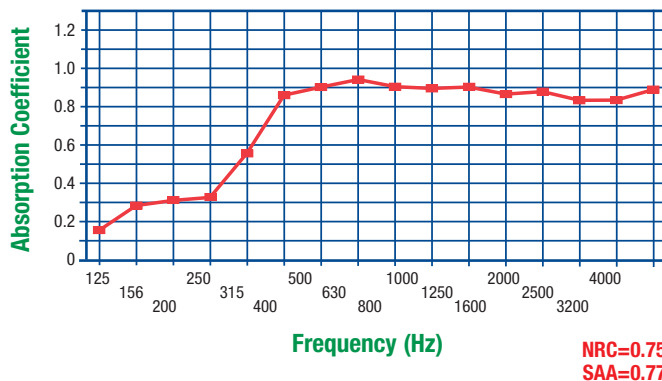
*Note: The information provided in this Data Sheet is accurate to the best of our knowledge at the time of printing. However, we reserve the right to make changes when necessary without further notification. Suggested applications may need to be modified to conform with local building codes and conditions. We cannot accept responsibility for products that are not used, or installed, to our specifications. Please refer to our website for most current data.*

*Note: Only handle panels wearing clean, lightweight, white gloves during installation. Follow manufacturer's printed instructions for installation as well as field cutting of panels.*

**Estimated Sound Absorption Data**  
**MEV/MTO 1-1/16" Metallo II, Type E400 Mounting**



**Estimated Sound Absorption Data**  
**MEV/MTO 1-1/16" Metallo II, Type F5 Mounting**



### Recommended Uses

For areas not subject to frequent touching or abuse.

As a finish for ceiling panels, or wall panels above head height.

Suitable for flat, shaped and 2- dimensional pre-curved panels.

*Note:* There are some radii limitations for pre-curved panels. Consult Decoustics for specific data.

Available with factory and field installed custom edge returns. Consult factory for details.

### Features and Advantages

Provides Class A flame spread (less than 25) for an assembled (composite) panel when tested to ASTM E84.

Provides excellent acoustical absorption: Estimated test in accordance with ASTM C423 would yield an NRC 0.80 and an SAA of 0.77 for Type E400 Mounting (typical suspended ceiling), and an NRC of 0.75 and an

SAA of 0.77 for TYPE F5 Mounting (typical direct mounted ceiling or wall panels). ASTM E795 defines

mounting types.

# Finishes

## *Metallo II*

### ***Metallo II - Handling and Cleaning Instructions***

Panels must only be handled by persons wearing clean light-weight gloves. It is very important that personnel working with panel hardware, HVAC, electrical, sprinkler, or similar equipment, do not handle the panels before putting the clean lightweight gloves on.

To prevent overall soil, vacuum with a light brush attachment, or brush lightly to remove dust and grime.

For dirty marks and hand-prints, use a white eraser (Staedtler Mars Plastic or Staples Technical eraser), and erase the marks.

For more stubborn stains, use a cleaner such as a clear, streak free, foaming window cleaner (eg. "Windex"), to lift the stains from the surface. Experiment first with an area that is not too prominent, on one panel, to ensure cleaner is effective before treating all soiled panels.

Be sure to blot the area with a clean dry cloth to remove as much water or cleaner as possible, so the area will dry faster and cleaner.

DO NOT APPLY PAINT TO THE FACE OF THE PANEL.

### ***Metallo II - Indoor Climate***

#### **Storage**

On-site storage shall be such as to assure that all panels and associated materials are protected from damage, and storage area is climatically controlled to normal operational levels.

#### **Installation**

Prior to panel installation, the site must be free of all wet and dusty trades and the climatic conditions stabilized to normal operational levels. Panels shall be allowed to stabilize on site 24 hours prior to installation.

#### **Normal Operational Levels**

Typical Indoor Comfort Standards state a temperature range of 20°C - 27°C (68°F - 81°F), and a relative humidity of less than 60%. These would be considered as normal operational levels.